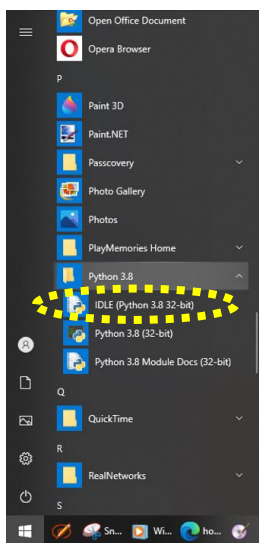


Changing Default File Location For IDLE

- This is Windows 10 resource
- MAC resources (not created by the author of this document so they are not guaranteed but hopefully they will help):
 - <https://stackoverflow.com/questions/1424398/default-save-path-for-python-idle>

1. Find IDLE In The Start Menu



James Tam

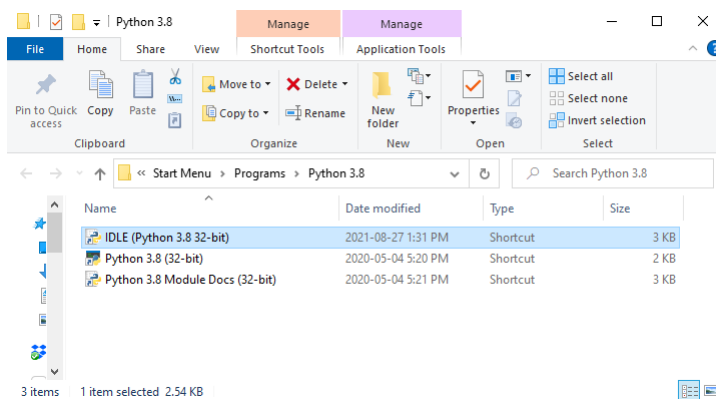
2. Shortcut Icon

- Right click on the icon and in the popup menu select: More -> Open File Location

James Tam

3. Popup Window

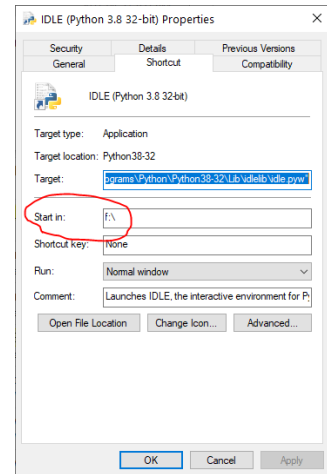
- Right-click on the IDLE icon and select 'Properties' in the Windows popup menu



James Tam

4. Properties Dialog Box

- Change the location in the “Start in” field to the drive/location that you want as the default location for IDLE to open up python programs.



James Tam