

Introduction To CPSC 233

James Tam



Java



Object-Orientation




Event driven software

James Tam

Administrative (James Tam)

• Contact Information

- Office: ICT 707 
- Email: tamj@cpsc.ucalgary.ca

• Office hours

- Office hours: Mon 13:00 – 13:50, 15:00 – 15:50, Wed 11:00 – 11:50
- If I'm not in my office give me a few minutes or check the lecture room.
- Email: (any time)
- Appointment: email, phone or call
- Drop by for urgent requests (but no guarantee that I will be in if it's outside of my office hours!)



← My Office

James Tam


Course Resources

- Required resources:
 - Course website: <http://www.cpsc.ucalgary.ca/~tamj/233> (Get the notes off the course webpage before lecture)
- Recommended but not required:
 - "*Absolute Java (5th Ed)*" Walter Savitch, (Pearson)

James Tam

How To Use The Course Resources

- They are provided to support and supplement this class.
- Neither the course notes nor the text book are meant as a substitute for regular class attendance.



James Tam

How To Use The Course Resources (2)

```
.....
Displays the current state of the galaxy. Each sector is bounded
by a square and the row and column values are labeled.
.....
// INH: Added char parameter to indicate if it's the attack or movement
// turn phase. Cloaked ships only appear during the attack phase.
public void display (char turn)
{
    int r, c;
    int combatInitiative;

    System.out.println();
    System.out.println(HORIZONTAL_NUMBERS);
    System.out.println(HORIZONTAL_BORDER);
    for (r = 0; r < SIZE; r++)
    {
        System.out.print(r);
        for (c = 0; c < SIZE; c++)
        {
            System.out.print("|");

            if (grid[r][c] != null)
            {
                combatInitiative = grid[r][c].getCombatInitiative();
                if ((turn != 'a') && (combatInitiative == KlingonAttackCruiser.CLOAKED))
                    System.out.print (" ");
                else
                    System.out.print (grid[r][c].getAppearance());
            }
            else
            {
                System.out.print(" ");
            }
        }
        System.out.println("|");
        System.out.println(HORIZONTAL_BORDER);
    }
}
}
}
}
```

James Tam

How To Use The Course Resources (2)

```
.....
Displays the current state of the galaxy. Each sector is bounded
by a square and the row and column values are labeled.
.....
// INH: Added char parameter to indicate if it's the attack or movement
// turn phase. Cloaked ships only appear during the attack phase.
public void display (char turn)
{
    int r, c;
    int combatInitiative;

    System.out.println();
    System.out.println(HORIZONTAL_NUMBERS);
    System.out.println(HORIZONTAL_BORDER);
    for (r = 0; r < SIZE; r++)
    {
        System.out.print(r);
        for (c = 0; c < SIZE; c++)
        {
            System.out.print("|");

            if (grid[r][c] != null)
            {
                combatInitiative = grid[r][c].getCombatInitiative();
                if ((turn != 'a') && (combatInitiative == KlingonAttackCruiser.CLOAKED))
                    System.out.print (" ");
                else
                    System.out.print (grid[r][c].getAppearance());
            }
            else
            {
                System.out.print(" ");
            }
        }
        System.out.println("|");
        System.out.println(HORIZONTAL_BORDER);
    }
}
}
}
}
```

*If you miss a class make
sure that you catch up on
what you missed (get
someone's class notes)*

*...when you do make it to
class make sure that you
supplement the slides with
your own notes (because
you aren't going to
remember it in the exams if
you don't)*

James Tam

How To Use The Course Resources (3)

- What you are responsible for:
 - Keeping up with the content in class which includes the topics covered but also announcements or assignments whether you were present in the class or not.
 - If you are absent, then you are responsible to get the information from the other students in class.
- However, after you've caught up by talking with a classmate:
 - Ask for help if you need it.
 - There are no dumb questions.



Image from "The Simpsons" © Fox

James Tam

233 Students: Assumed Knowledge

- You completed CPSC 231 (or the equivalent) with a grade of C- or higher.
- You do not need to know Python programming for this class.
 - However sometimes I will refer briefly to Python programs just to contrast what (most/all) students already know with what they need to learn.
- You are proficient at using common procedural programming tools e.g., branching, loops, decomposition into functions etc.
- If you are new to the CPSC network then you should (quickly) familiarize yourself.
 - One starting point (Topic #0):
[http://pages.cpsc.ucalgary.ca/~tamj/233/#Course Topics and Notes for 1_ectures](http://pages.cpsc.ucalgary.ca/~tamj/233/#Course_Topics_and_Notes_for_1_ectures)

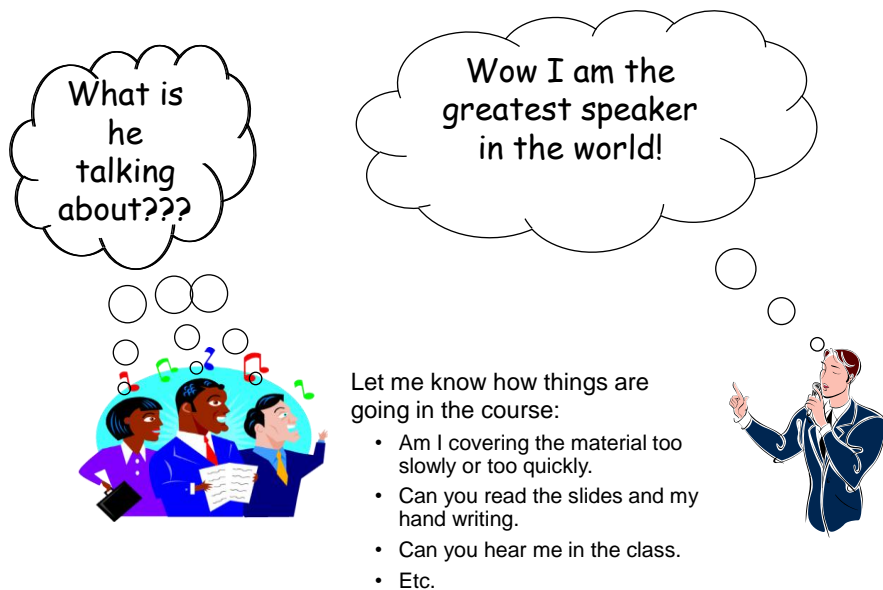
James Tam

Course Goals

- Learning how to design programs using the Object-Oriented approach.
- Solving problems using principles of good Object-Oriented design.
- Understand the basic principles of an event-driven program (e.g., graphical GUI interface).

James Tam

Feedback




Let me know how things are going in the course:

- Am I covering the material too slowly or too quickly.
- Can you read the slides and my hand writing.
- Can you hear me in the class.
- Etc.

James Tam

CPSC 231: What Was It Like

A whole lot of work!



James Tam

CPSC 233: What To Expect

Even more work!!!



Images and wav file from "The Simpsons" © Fox

James Tam

How To Succeed In This Course

1. Practice things yourself.
 - Write lots programs
 - At the *very least* attempt every assignment
 - Try to do some additional practice work (some examples will be given in class, some practice assignments will be available on the course web page).
 - Trace lots of code
 - Reading through programs that other people have written and understanding how and why it works the way that it does

James Tam

How To Succeed In This Course (2)

2. Make sure that you keep up with the material
 - Many of the concepts taught later depend upon your knowledge of earlier concepts.
 - Don't let yourself fall behind!
 - *At least* attempt all assignments!

James Tam

How To Succeed In This Course (3)

3. Look at the material before coming to lecture so you have a rough idea of what I will be talking about that day:
 - a) Read the slides
 - b) Look through the textbook (if you bought it)

James Tam

How To Succeed In This Course (4)

4. Start working on things as early as possible:
 - Don't cram the material just before the exam, instead you should be studying the concepts as you learn them throughout the term.
 - Don't start assignments the night (or day!) that they are due, they may take more time than you might first think so start as soon as possible.

James Tam

How To Succeed In This Course: A Summary

1. Practice things yourself
2. Make sure that you keep up with the material
3. Look at the material before coming to lecture
4. Start working on things early

James Tam

Evaluation Components

- Quizzes (8%)
- Assignments (32%)
- Examinations (60%)

James Tam

Quizzes

- They will occur in the last 15 minutes of tutorial.
- There will be four quizzes worth 2% apiece.
- They will be marked by the tutorial instructor.
 - The graded quizzes will be returned in subsequent tutorials.
 - After that you can contact him/her for the grade and/or quiz.

James Tam

Assignments

- There will be a total of five assignments:
 - Assignment 1: worth 6%
 - Assignment 2: worth 6%
 - Assignment 3: worth 6%
 - Assignment 4: worth 7%
 - Assignment 5: worth 7%
- They will be marked by the tutorial instructor.
 - You can contact him/her for the grade and/or the completed marking sheet.

James Tam

Examinations

- There will be two: midterm and final exam.
- Midterm exam (worth 25%)
 - We set the date, info on course web page:
http://pages.cpsc.ucalgary.ca/~tamj/233/#Assignments_and_exams_
- Final exam (worth 35%)
 - Date/time/location determined by the Office the Registrar.
 - (That means I find out these details at the same time that you do).
 - You can find information about your final exams online via the university PeopleSoft portal.
- Both will completed on paper (not in front of a computer).

James Tam

Estimating Your Term Grade

- As stated in the course information sheet (official signed document) each major component will be awarded a grade point.
 - Individual assignment
 - Midterm exam
 - Final exam
 - Total quiz score
- The mapping of raw score to grade point will be posted before each assignment is due (variation between assignments will occur).
- The mapping of the midterm to grade point will be posted sometime after the midterm.
- The mapping of final to grade point cannot be provided until after the official term marks have been released (Department policy).

James Tam

Estimating Your Term Grade (2)

- To determine your weighted term grade point simply multiply each grade point by the weight of each component.
- Sum the weighted grade points to determine the term grade.
- Simple and short example (not exactly the same as this term but it should be enough to give you an idea of how to do the specific calculations required this semester):
 - Assignments: weight = 30%, example score = A
 - Midterm: weight = 30%, example score = B+
 - Final: weight = 40%, example score = C-

Weighted assignments: $0.3 * 4.0 = 1.2$

Weighted midterm: $0.3 * 3.3 = 0.99$

Weighted final: $0.4 * 1.7 = 0.68$

Total term grade point = $1.2 + 0.99 + 0.68 = 2.87$

Official university listing of letter grades/grade points: <http://www.ucalgary.ca/pubs/calendar/current/f-2.html>

James Tam