

Presentations

DATA 201: Thinking With Data Winter 2022

Jonathan Hudson, Ph.D
Instructor
Department of Computer Science
University of Calgary

Tuesday, March 22, 2022



Why presentations?

Main Components

Main Components

- Contents
- Tools
- You

Contents

General Structure

General Structure

- Title
- Message / Goal
- Outline (maybe)
- Body
- Conclusion / Summary (maybe)

Pay Attention To

Pay Attention To

- Types of presentation
- Audience
- Time

Types of Presentation



Audience






Time



Tools

Environment





Slides

Slides

- Keep slides simple, what is your core message
 - Focus on your audiences needs
 - Connect content to people (stories)
- Can't listen and read different text at the same time
 - 'Each equation loses half your audience'
- Limit distractions and points of interests in slides
- Typeface

serif vs. sans-serif

- Colours

Slides should be simple because they are just tools to help us deliver contents to the audience. They are not the presentation. In addition, it is difficult to read and listen at the same time. So having a lot of text like this slide is bad.

You should also take typefaces and colours in consideration. It is easier to see sans-serif on screens; serif on paper. Avoid using red and green together to generally advised because red-green colour blind is the most common kind of colour blindness.

This slide has plenty of bad examples. Remember don't do this in your presentations!

Slides should be simple because they are just tools to help us deliver contents to the audience. They are not the presentation. In addition, it is difficult to read and listen at the same time. So having a lot of text like this slide is bad.

You should also take typefaces and colours in consideration. It is easier to see sans-serif on screens; serif on paper. Avoid using red and green together to generally advised because red-green colour blind is the most common kind of colour blindness.

This slide has plenty of bad examples. Remember don't do this in your presentations!

Do and Don't

- Less text per slide
- Typefaces
 - San-serif for screen, serif for paper
- Colour
 - Has meaning by itself
 - Red-green colourblind is most common
- Structure does the work for you

Do and Don't

- Less text per slide
- Typefaces
 - San-serif for screen, serif for paper
- Colour
 - Has meaning by itself
 - Red-green colourblind is most common
- Structure does the work for you

You

You

- Relax
- Enthusiasm and Connection
- Eye contact and engage
- Posture
- Hand gestures
- Voice projection
- Outfit
- Confidence

10 bonus tips

- 1. Practice
- 2. Pause, breathe, continue
- 3. Revise
- 4. Don't worry about making mistakes
- 5. Practice
 - Out-loud, talking is slower
- 6. Practice
 - Use tools, screen switching is slower
- 7. Practice
 - Show some else for feedback
- 8. Practice
 - Others often notice grammar mistakes
- 9. Practice
 - Time yourself
- 10. Practice
 - Everyone gets better with time

Onward to ... Quantitative Analysis

Jonathan Hudson
jwhudson@ucalgary.ca
<https://pages.cpsc.ucalgary.ca/~jwhudson/>



UNIVERSITY OF
CALGARY